



MIDORIALUMINIUM.CO.UK

Bespoke Aluminium Window & Door Systems



Visit our **Showroom**



Discover us **Online**



Welcome to Midori Aluminium

“Midori were competitive in price, I had great service from the sales team and a flawless finish from their in house fitters. What was a really nice surprise was the after-sale service.”

Made up of experts that have over 20 years' experience and knowledge in the industry. We supply our products at every level, from trade customers to residential homeowners and have built a good reputation for our customer service and quality products.

Operating from a modern and highly equipped manufacturing facility located in Leicestershire our versatile product range and innovations have placed us at the forefront of design solutions for a wide range of challenging glazing projects.



Come and visit us at our Showroom

180B Tithe Street, Tithe Street Industrial estate, Leicester, LE5 4BN



Premium Aluminium Bifolding Doors

Our highly versatile and market-leading bifold sliding door system gives you maximum control over the style and operation of the doors.

Multiple panels can be added to accommodate the design specifications of your building, with the option to open in or out as required.

The system also boasts a unique flush line pop-out handle that allows for square flush stacking panels when doors are fully open.



Available in most **RAL colours**

For more information please get in touch with our team of experts on **0116 319 0702** or email us at sales@midorialuminium.co.uk

DESIGN FEATURES

- Achieve a U-value of 1.4 with double glazing and 1.1 with triple glazing
- Certified under the Secured By Design scheme
- Tested to PAS 24
- Unique, pop-out handle that allows for maximum door opening and panels to stack square
- Four stainless steel rollers to ensure smooth and consistent operation

OPTIONS AVAILABLE

- Chamfered and square bead options
- Glazing 28mm - 40mm
- Available in a range of opening configurations
- Available with heavy duty rollers; BSF70 HD
- Available in a range of single or dual colour and anodised finishes
- Low threshold 15mm step height
- Double track threshold allowing greater stability
- clip on beads



Premium Aluminium Flush Casement Windows

Our 58BW Flush window combines minimum sightlines and maximum weather resistance. Offering clean lines and advanced functionality for both new build and residential renovations.

Available in either 58mm or 70mm frame depth, casement windows are the perfect choice for both residential and light commercial projects, whether new build or renovation.



Available in most **RAL colours**

Discover a wide range of products with a visit to the Midori Aluminium showroom or visit our website midorialuminium.co.uk

DESIGN FEATURES

- Achieve a U-value of 1.4 with double glazing and 1.2 with triple glazing
- Advanced weather performance - features like the double rebate, and friction stays on side-hung windows offer protection against bad weather conditions
- Slimmer sightlines - 45mm ultra-slim sash suits a range of property styles
- Unique polyamide thermal break design to improve thermal performance
- Tested to PAS 24

OPTIONS AVAILABLE

- Open-out sashes including top and side-hung
- The flush shadow line can be complimented with a choice of flat, putty line or stepped edge (critical style) vent styles to suit the property
- Available in a range of standard and RAL colours



SD70 TruEnergy Heritage Door

SD70 TruEnergy doors provide the ideal solution for homeowners looking to create an art-deco or industrial style for external doors and internal doors and screening.

As well as homeowners, this product appeals to architects & specifiers working on larger refurbishments projects or listed building renovations where the requirement for replica slim line doors are required.

This modern, high-performance aluminium door system allows for slim, clean, contemporary style looks also contributing to allowing maximum light to flow throughout properties.



Available in most
RAL colours

DESIGN FEATURES

- Single & double doors
- Open in & open out
- Slim sightlines
- Flush finish
- Internally glazed
- Multi-point locking & barrel hinges
- U-Value of 1.4 W/m²K (0.7 centre pane value)
- U-Value of 1.6 W/m²K (1.0 centre pane value)



For more information please get in touch with our team of experts on **0116 319 0702** or email us at sales@midorialuminium.co.uk



TRL90 Aluminium Rooflight

The TRL90 flat rooflight is the ideal product for bringing in light as well as style to residential & commercial properties.

The clean lines offer a modern architectural, flush finish that is ideal for both new-build and retrofit projects. The TRL90 flat rooflight has been designed to be a product that is simple & straightforward to manufacture. It has single, slimline profile, mitred cuts and mechanically cleated corners.



Available in most
RAL colours

DESIGN FEATURES

- Frame value of just 1.0 W/m²K
- Compatible with both double and triple glazed units
- Modern architectural looks
- Ideal for commercial or residential applications
- For retrofit or new-build

Discover a wide range of products with a visit to the Midori Aluminium showroom or visit our website midorialuminium.co.uk



TD68 Thermal Commercial Door

TD68 Thermal Door and Shopfront System is one of the most thermally efficient, high usage commercial systems on the market.

This robust system is the perfect choice for areas with heavy footfall such as schools, hospitals, local authority and commercial buildings that require thermally efficient commercial door sets and shopfront façades.

It offers fantastic thermal and security benefits, with great design options and can be used for both retrofit and new-build projects



Available in most
RAL colours

For more information please get in touch with our team of experts on **0116 319 0702** or email us at sales@midorialuminium.co.uk

DESIGN FEATURES

- Highly energy efficient: U-Values as low as 1.7 W/m²K
- Thermally broken low threshold
- Curved finger guard to prevent trapped fingers
- Unique design for concealed panic bars
- Side lights & fan lights tested to PAS 24 enabling the creation of SBD compliant screens
- Durable to withstand harsh environments such as schools



JCW Low Rise Curtain Walling

Jack Aluminium Systems low rise curtain walling suite is the ideal solution for commercial, residential and public sector projects with glass façade



Available in most
RAL colours

Discover a wide range of products with a visit to the Midori Aluminium showroom or visit our website midorialuminium.co.uk

DESIGN FEATURES

- Excellent U Value BSEN 6375
- Tested to 600 pa for water-tightness
- Tested to 2400 pa for windload
- Compatible with glazing up to 32mm units
- Design offers three mullions with slim sightlines
- Can be used for healthcare, leisure, schools and retail buildings





Discover our **Internal Doors & Screens Range**



“
**Creating
spaces
inside your
home or
office”**



**Doors can be used to
partition spaces within
your home or office**

Create open spaces

**Giving the heritage look
within your home**

**All systems in the internal
range can go up to
2800mm high**

**Brush or gasket sealing
options available for
acoustic applications**

**No floor prep is required –
closers concealed in frame**

**Super slim profile, 30mm x
57mm for sleek sightlines**



Internal Bifold

If you are looking to create new spaces without losing natural light, internal bifold doors are the perfect way to add a real touch of class to any property. Whether as part of a glazed partition or for an opening, the smooth operation of our Super Slim internal bifold doors enables you to create privacy while maintaining the appearance of open plan living.



Offset Pivot Door

A very popular choice to perfectly complement internally glazed areas, our offset glass pivot doors add architectural elegance to any commercial space, office environment or residential property. Featuring sleek styling that is matched by a smooth, effortless operation, offset glass pivot doors are available in sizes up to 2200mm wide and 2800mm high, making them perfect for an impressive design statement.




Fixed Screen

Glass partition walls and fixed glazing are the ideal way to form new spaces inside a property while maintaining an open plan aesthetic – perfect for offices, commercial buildings and to make an architectural statement in a contemporary home. Segmenting rooms in this way creates impressive glazed areas that look stunning without losing the benefits of natural daylight throughout.



Sliding Doors

A truly sophisticated and contemporary addition to any property, interior sliding doors are the perfect accompaniment to a glazed area. As well as being an ideal option to add a touch of class to a home or office environment, it is also one of the most effective methods of segmenting a room while maintaining the feeling of light and space. Available in single or double door configurations



French & Single Doors

Adding an outstanding contemporary styling to any property, internal glass panel doors are the perfect way to create the illusion of extra space while allowing natural daylight to flow seamlessly throughout. Whether it is for a sophisticated home or modern office environment, internal glass panel doors from Super Slim Glazing are an increasingly popular choice when looking to make a real design statement.

For more information please get in touch with our team of experts on **0116 319 0702** or email us at sales@midorialuminium.co.uk

Discover a wide range of products with a visit to the Midori Aluminium showroom or visit our website midorialuminium.co.uk



Aluna Super Slim Bifolding Door

Designed to be thermally efficient, durable, safe and secure, all without compromising style.

NEW slimmer profile sections boast sightlines of just 107mm with market-leading sash sizes up to 1200mm wide and 3000mm high per pane. The ALUNA Bifold can also be manufactured with up to 7 panes each way (14 in total).

Enjoy silky smooth operation due to engineering-grade hardware plus improved thermal performance with U-values as low as 1.1 U/m²K. Also benefiting from high security, compliant to PAS24:2022 standards, the ALUNA Bifold system is ideal for opening spaces up to the outdoors and creating a visually stunning addition to any property.

Alunet ESS47

Ultra Slimline Aluminium Sliding Door

The door designed for large openings is finally here at Midori... offering the best of both worlds with:

- a slim interlock of just 25mm to provide the best view possible
- a thermal performance of 1.5 U W/m²K
- minimum sightlines and maximum performance such as noise reduction, high security and weather-proofing.

This new door system allows for glass units up to 2.5m x 2.7m per sash and available in most RAL colour upon request.

For more information please get in touch with our team of experts on **0116 319 0702** or email us at sales@midorialuminium.co.uk



Discover a wide range of products with a visit to the Midori Aluminium showroom or visit our website midorialuminium.co.uk

Gerda Premium Entrance Doors




All entrance doors in the Gerda residential door range are precision engineered. From expertly made hardware to the use of recycled materials, These doors exemplify modern engineering and unique innovation.



Unlike uPVC and composite doors manufactured with timber cores, **the OPTIMA Series from Gerda will never warp.** Even under the harshest conditions, the combination of aluminium and steel will retain its shape.

They test to class RC3 for anti-burglary, thanks to an array of robust innovations. **They keep homes safe to provide peace of mind!**



Optima Series

- U-value of **1.0 - 1.3**
- Goes up to height of **2200mm**
- Door thickness is **60mm**




Thermo Premium Series

- U-value of **0.8 - 1.1**
- Height goes up to **2200mm**
- Door thickness is **75mm**



Thermo Prime Series

- U-value of **0.79 - 0.9**
- Height goes up to **2400mm**
- Door thickness is **75mm**



Atlas Series

- U-value of **0.74 - 0.81**
- Height goes up to **2400mm**
- Leaf thickness is **88mm**


For more information please get in touch with our team of experts on **0116 319 0702** or email us at sales@midorialuminium.co.uk

Discover a wide range of products with a visit to the Midori Aluminium showroom or visit our website midorialuminium.co.uk



Come and visit us at our Showroom

180B Tithe Street, Tithe Street Industrial estate, Leicester, LE5 4BN



MIDORI ALUMINIUM LTD

0116 319 0702 • SALES@MIDORIALUMINIUM.CO.UK

MIDORIALUMINIUM.CO.UK

